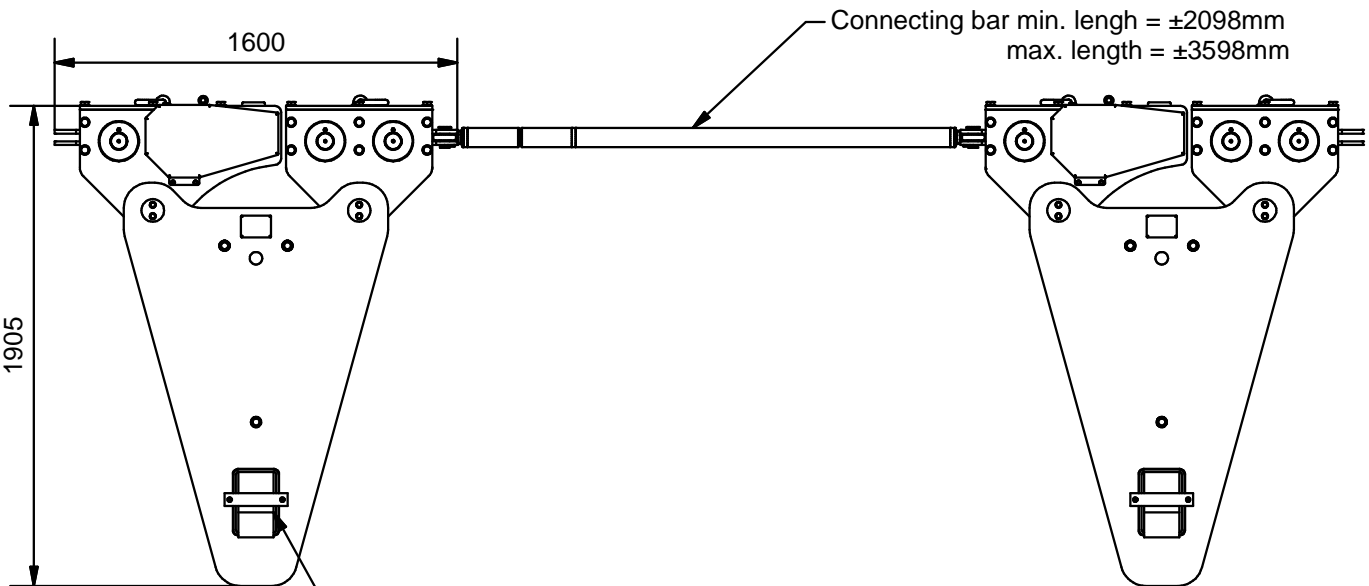
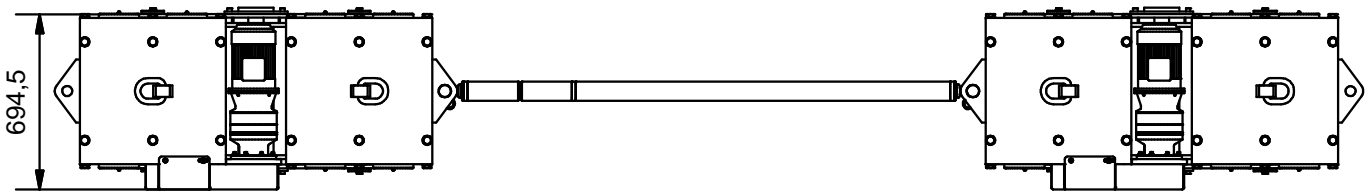
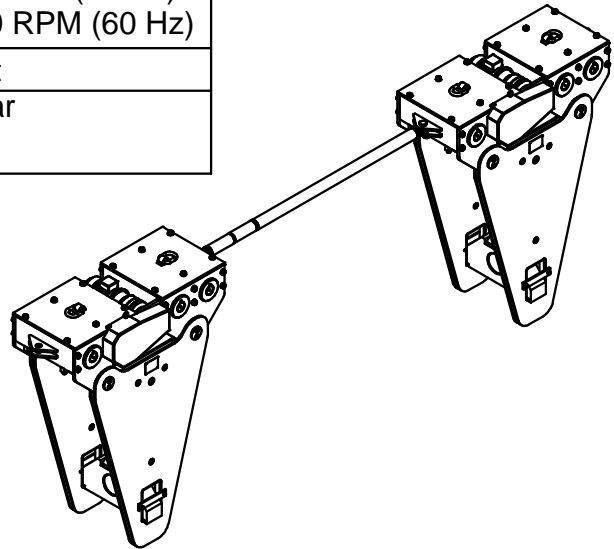


Features BSSBL600

Self weight propelled unit:	1500 kg	(3307 lbs)
Self weight connecting bar:	60 kg	(132 lbs)
Capacity:	1500 kN (per anchor)	
Powered:	0,75 kW 400 VAC	
Frequency:	50/60 Hz	
Speed:	900 mm/min. @ 1400 RPM (50 Hz) 1026 mm/min. @ 1680 RPM (60 Hz)	
Model number BSSL600 includes:	4x propelled unit 2x connection bar 4x cable guide	



OPAALSTRAAT 44, 7554 TS HENGELO HOLLAND
PO BOX 421, 7550 AK HENGELO HOLLAND
TELEPHONE 074-2422045 FACSIMILE 074-2430338



3rd ANGLE
PROJECTION

Model Number:

BSSBL600

Main Assembly Number:

02907.01.00.00

Drawing Number:

02907.50.00.00

REV.: 0

DATE:

05-11-2013

SCALE:

1:30

FORM:

A4